



1004B Hexscreen Electric Thruster with 3150R Motor Performance Table

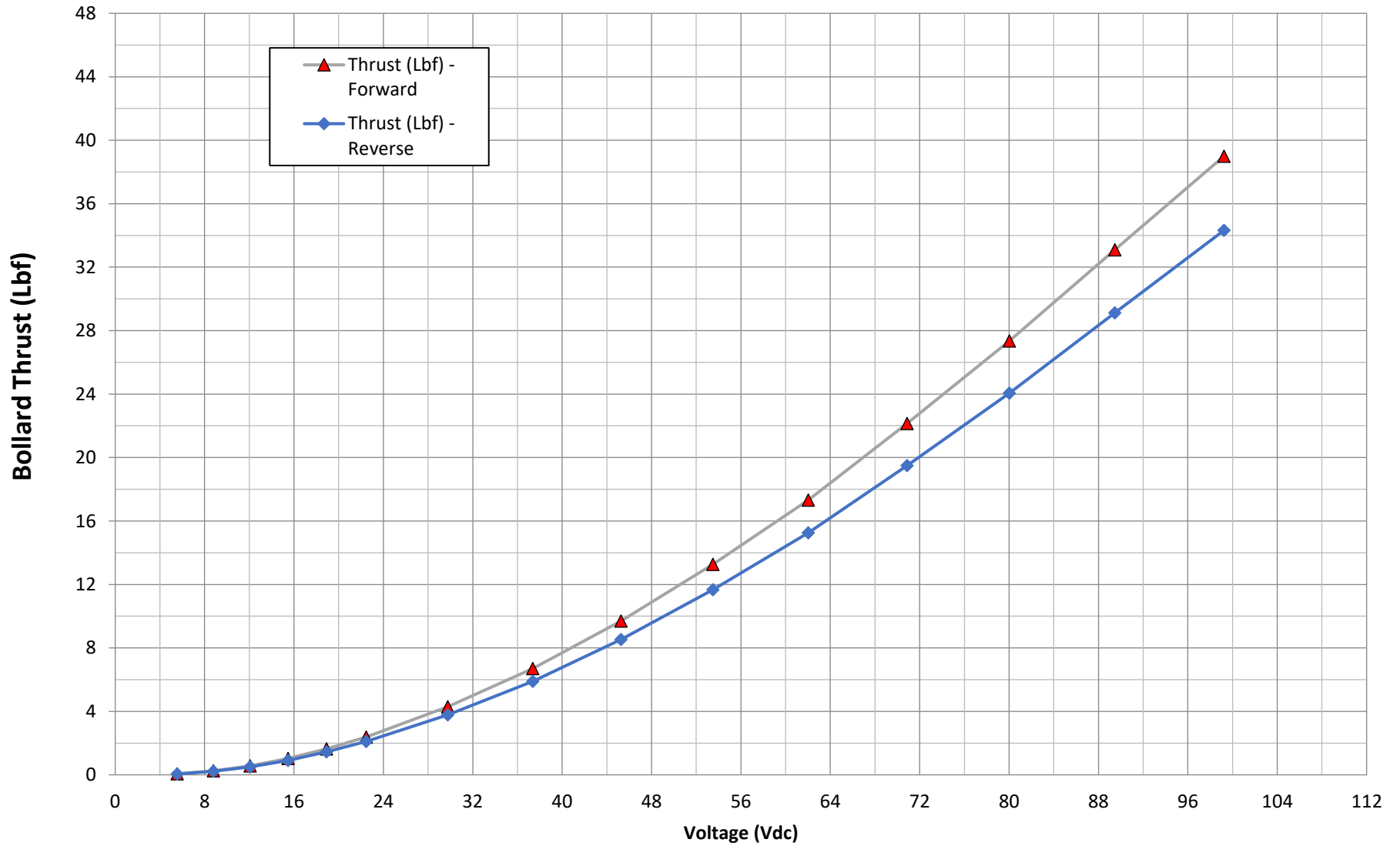
Speed (RPM)	System Voltage (VDC)	Min Voltage (VDC)	Current (A rms)	Bollard Thrust		Reverse Thrust		Power Shaft		Power In		Efficiency (Pout/Pin)
				0 (Lbf)	0 (Kgf)	(Lbf)	(Kgf)	(HP)	(Watts)	(Watts)	(HP)	
100	150	5.6	1.0	0	0.0	0	0.0	0.00	4	5	0.0	67.7%
200	150	8.8	1.0	0	0.1	0	0.1	0.01	8	9	0.0	80.0%
300	150	12.1	1.1	1	0.3	0	0.2	0.02	12	14	0.0	84.8%
400	150	15.5	1.2	1	0.5	1	0.4	0.02	18	20	0.0	87.2%
500	150	18.9	1.4	2	0.7	1	0.7	0.03	25	28	0.0	88.4%
600	150	22.5	1.5	2	1.1	2	1.0	0.05	34	38	0.1	89.0%
800	150	29.8	2.0	4	1.9	4	1.7	0.08	58	64	0.1	89.4%
1000	150	37.4	2.6	7	3.0	6	2.7	0.12	92	104	0.1	89.1%
1200	150	45.3	3.2	10	4.4	9	3.9	0.19	141	159	0.2	88.6%
1400	150	53.5	4.1	13	6.0	12	5.3	0.28	206	235	0.3	87.8%
1600	150	62.0	5.0	17	7.9	15	6.9	0.39	290	333	0.4	87.0%
1800	150	70.9	6.1	22	10.0	19	8.8	0.53	396	460	0.6	86.1%
2000	150	80.0	7.3	27	12.4	24	10.9	0.71	526	618	0.8	85.2%
2200	150	89.5	8.6	33	15.0	29	13.2	0.92	684	812	1.1	84.3%
2400	150	99.2	10.0	39	17.7	34	15.8	1.17	872	1047	1.4	83.3%

Table Information:

- 1) The Minimum Voltage column in the above table shows the minimum Voltage needed to achieve the performance at that corresponding propeller RPM/Thrust.
- 2) The Current shown represents the continues RMS Current to the motor to achieve the Thrust at the corresponding propeller RPM.
- 3) The Shaft HP developed is a function of the propeller and increases with propeller RPM.
- 4) The maximum performance achieved will depend on the limitations of customers system Voltage and driver Current capacity.
- 5) For Thrust at Forward Vehicle Speed (Kts), anything lower than 500 RPM varies greatly with vehicle design.
- 6) The Current/RPM might need to be limited depending on customer connector spec and or system Current limitations.
- 7) Minimum Voltage to achieve full Thrust is 99 VDC.
- 8) Max Voltage should not exceed 10% of rated Voltage.



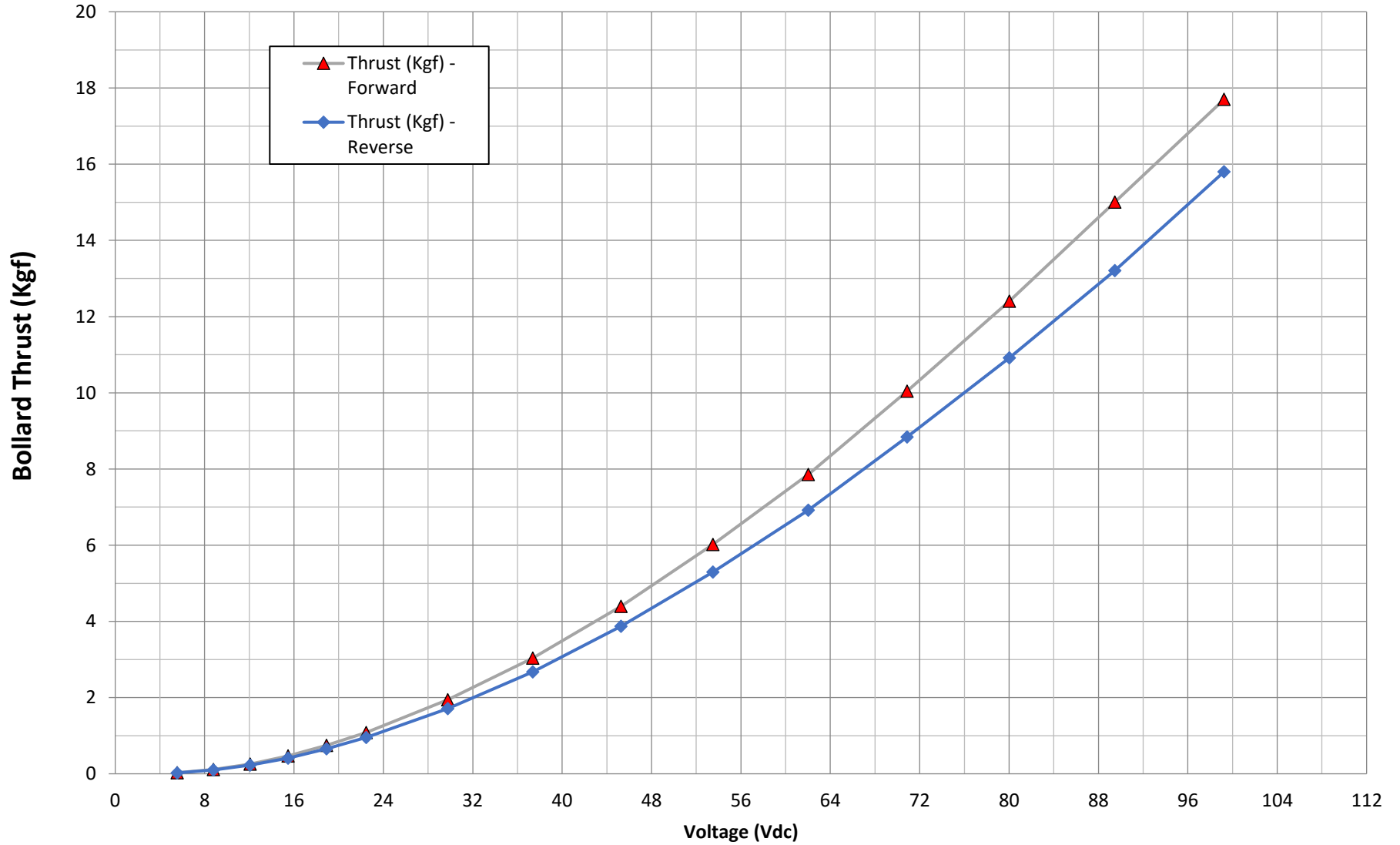
1004B-3150R Hexscreen Electric Thruster Thrust (Lbf) vs Voltage (Vdc)



Note:
System Voltage equals 150 Vdc. Graph shows Thrust with Voltages below 150 Vdc.



1004B-3150R Hexscreen Electric Thruster Thrust (Kgf) vs Voltage (Vdc)

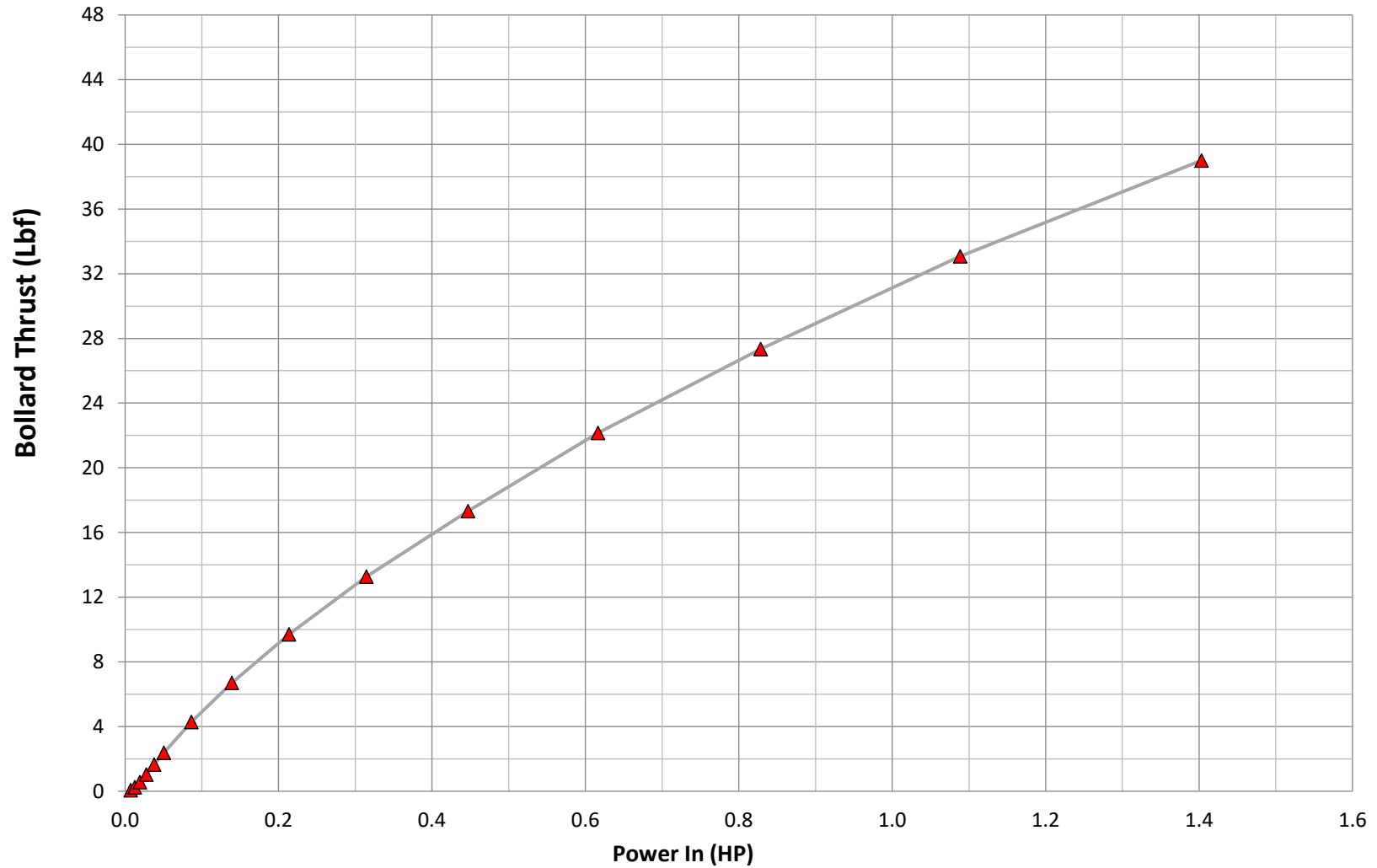


Note:
System Voltage equals 150 Vdc. Graph shows Thrust with Voltages below 150 Vdc.



INNERSPACE CORPORATION
E. EDNA PLACE, COVINA, CA 91724 1138
TEL: (626) 331-0921 FAX: (626) 966-6391
www.innerspacethrusters.com

1004B-3150R Hexscreen Electric Thruster Thrust (Lbf) vs Power In (HP)





INNERSPACE CORPORATION
E. EDNA PLACE, COVINA, CA 91724 1138
TEL: (626) 331-0921 FAX: (626) 966-6391
www.innerspacethrusters.com

1004B-3150R Hexscreen Electric Thruster Thrust (Kgf) vs Power In (Watts)

