



1004B Hexscreen Electric Thruster with 3048R Motor Performance Table

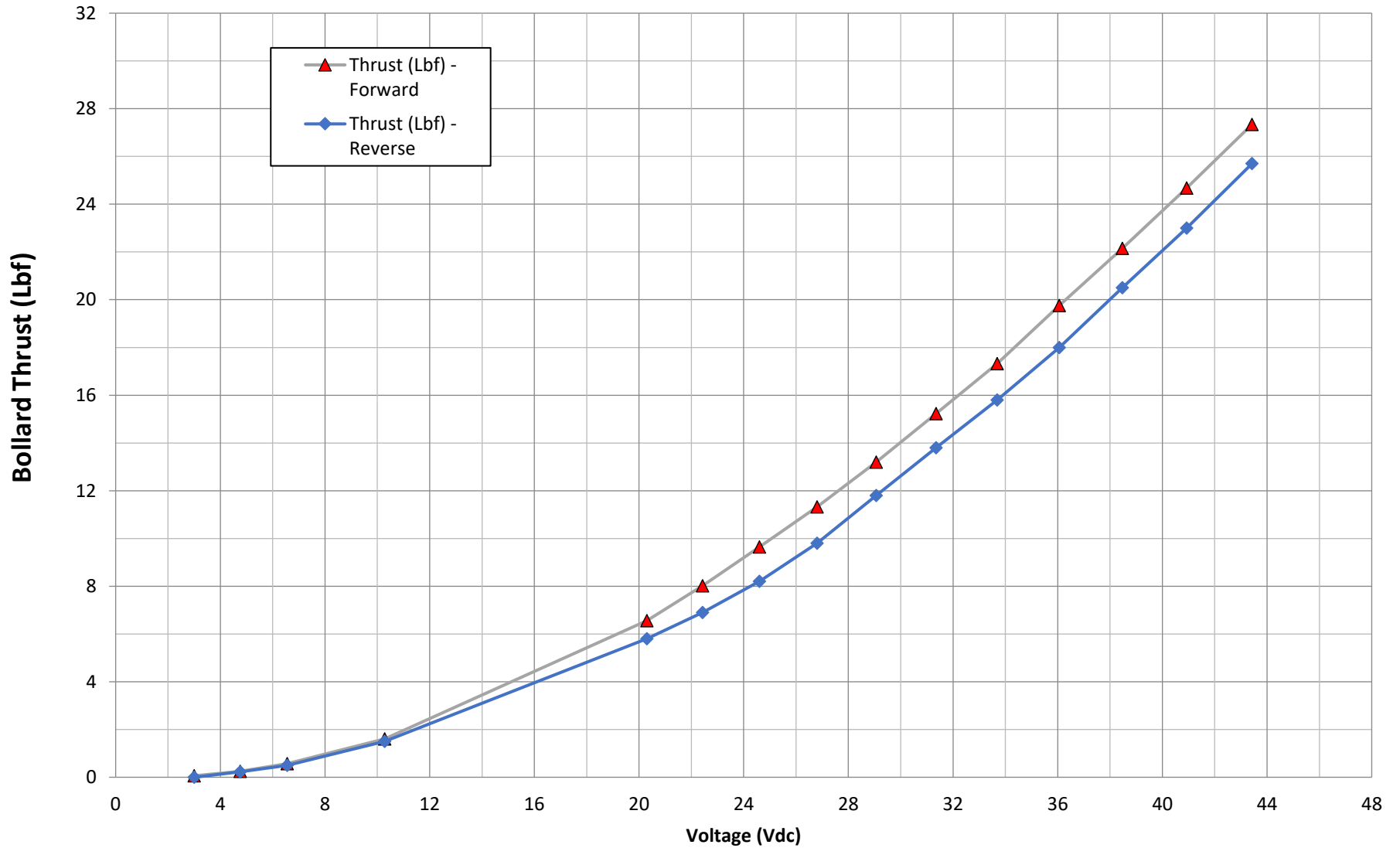
Speed (RPM)	System Voltage (VDC)	Min Voltage (VDC)	Current (A rms)	Bollard Thrust		Reverse Thrust		Power Shaft		Power In		Efficiency (Pout/Pin)
				0 (Lbf)	0 (Kgf)	(Lbf)	(Kgf)	(HP)	(Watts)	(Watts)	(HP)	
100	48	3.0	1.8	0	0.0	0	0.0	0.00	4	5	0.0	68.9%
200	48	4.8	1.9	0	0.1	0	0.1	0.01	8	9	0.0	80.9%
300	48	6.6	2.0	1	0.3	1	0.2	0.02	12	14	0.0	85.5%
500	48	10.3	2.4	2	0.7	2	0.7	0.03	25	28	0.0	88.9%
1000	48	20.3	4.5	7	3.0	6	2.6	0.12	92	103	0.1	89.6%
1100	48	22.4	5.1	8	3.6	7	3.1	0.15	115	128	0.2	89.4%
1200	48	24.6	5.8	10	4.4	8	3.7	0.19	141	158	0.2	89.1%
1300	48	26.8	6.5	11	5.1	10	4.4	0.23	171	193	0.3	88.7%
1400	48	29.1	7.2	13	6.0	12	5.4	0.28	206	233	0.3	88.4%
1500	48	31.4	8.0	15	6.9	14	6.3	0.33	245	279	0.4	88.0%
1600	48	33.7	8.9	17	7.9	16	7.2	0.39	290	331	0.4	87.6%
1700	48	36.1	9.8	20	9.0	18	8.2	0.46	340	390	0.5	87.2%
1800	48	38.5	10.8	22	10.0	21	9.3	0.53	396	456	0.6	86.7%
1900	48	40.9	11.8	25	11.2	23	10.4	0.61	458	531	0.7	86.3%
2000	48	43.4	12.9	27	12.4	26	11.7	0.71	526	613	0.8	85.9%

Table Information:

- 1) The Minimum Voltage column in the above table shows the minimum Voltage needed to achieve the performance at that corresponding propeller RPM/Thrust.
- 2) The Current shown represents the continues RMS Current to the motor to achieve the Thrust at the corresponding propeller RPM.
- 3) The Shaft HP developed is a function of the propeller and increases with propeller RPM.
- 4) The maximum performance achieved will depend on the limitations of customers system Voltage and driver Current capacity.
- 5) For Thrust at Forward Vehicle Speed (Kts), anything lower than 500 RPM varies greatly with vehicle design.
- 6) The Current/RPM might need to be limited depending on customer connector spec and or system Current limitations.
- 7) Minimum Voltage to achieve full Thrust is 43 VDC.
- 8) Max Voltage should not exceed 10% of rated Voltage.



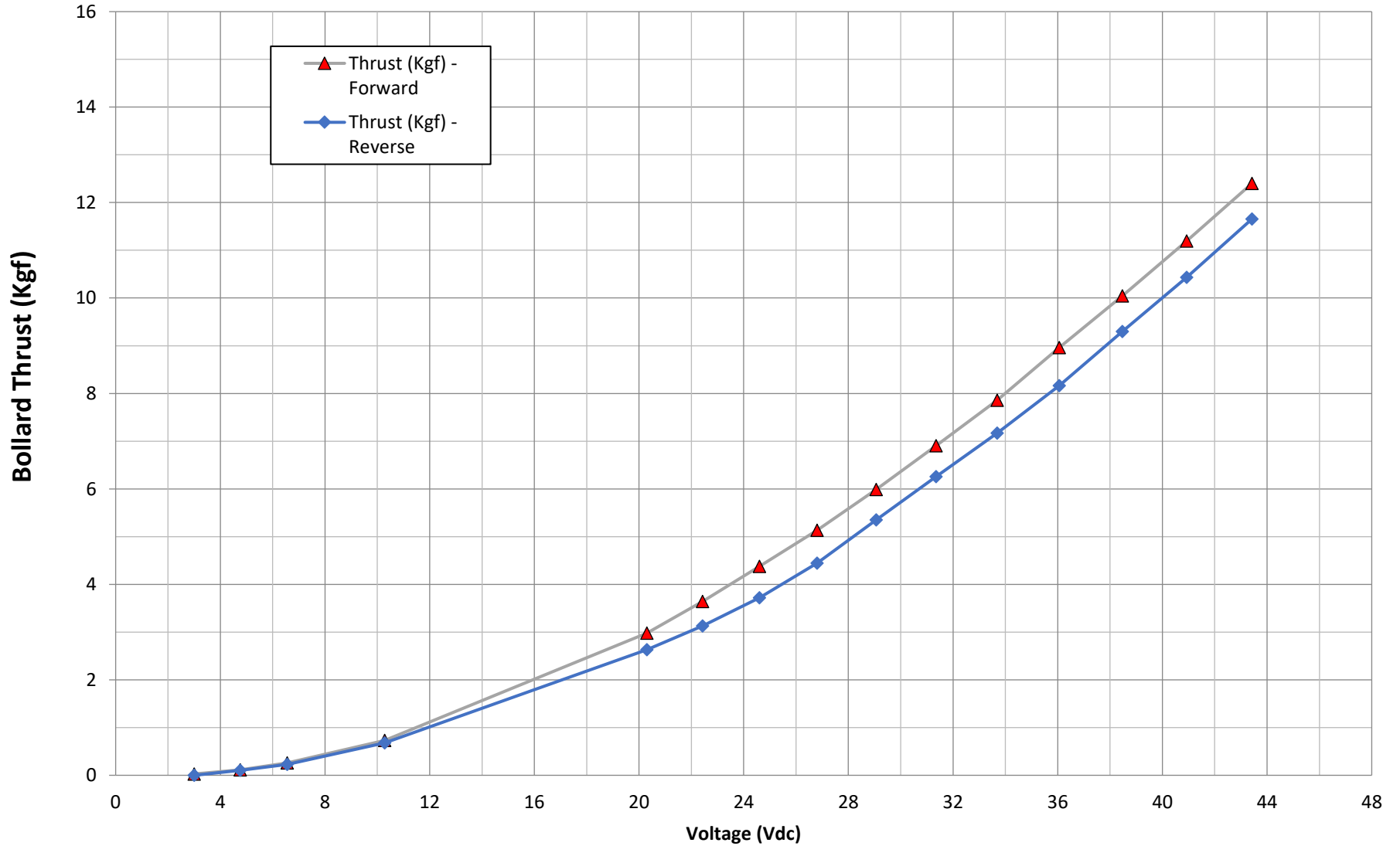
1004B-3048R Hexscreen Electric Thruster Thrust (Lbf) vs Voltage (Vdc)



Note:
System Voltage equals 48 Vdc. Graph shows Thrust with Voltages below 48 Vdc.



1004B-3048R Hexscreen Electric Thruster Thrust (Kgf) vs Voltage (Vdc)

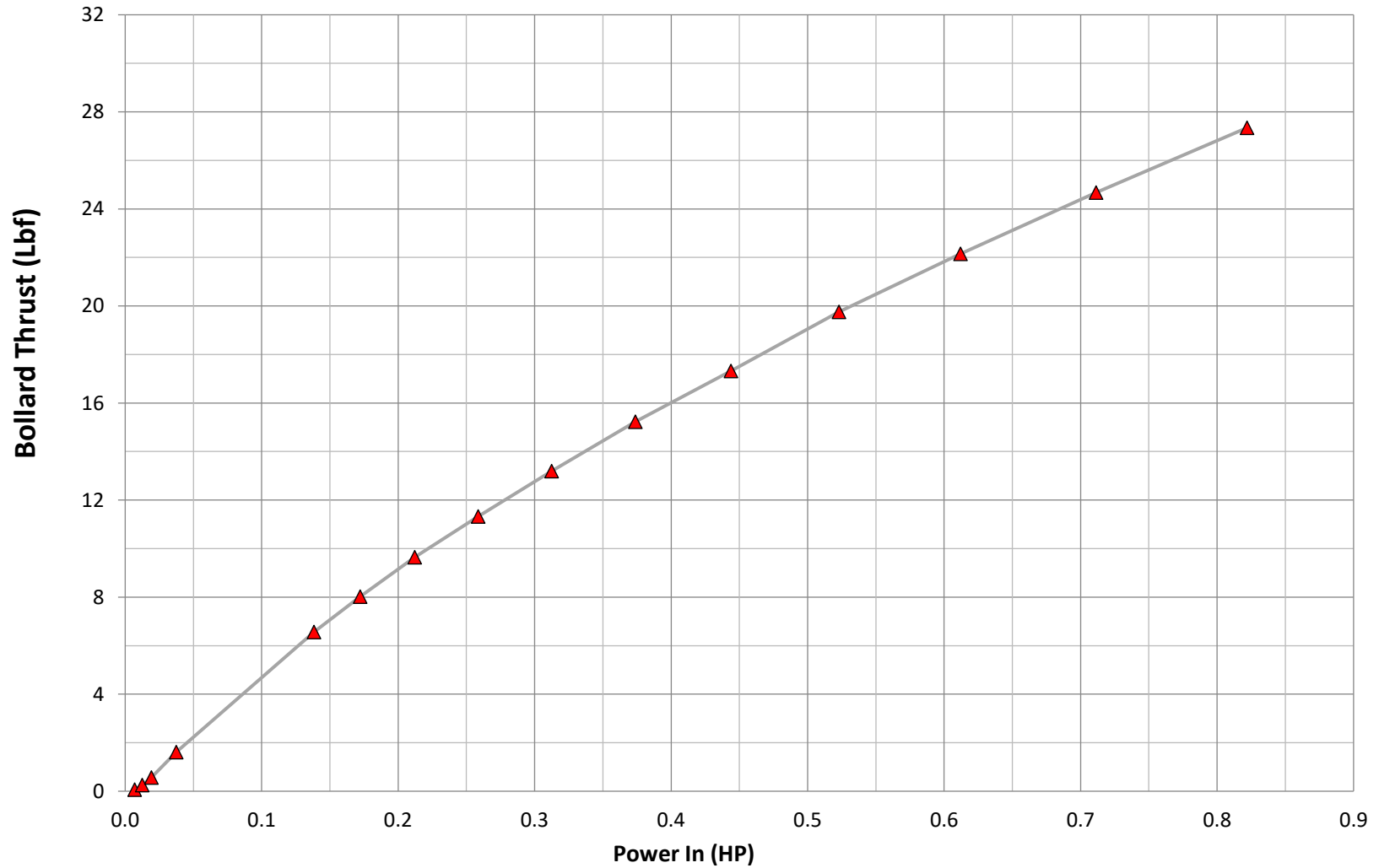


Note:
System Voltage equals 48 Vdc. Graph shows Thrust with Voltages below 48 Vdc.



INNERSPACE CORPORATION
E. EDNA PLACE, COVINA, CA 91724 1138
TEL: (626) 331-0921 FAX: (626) 966-6391
www.innerspacethrusters.com

1004B-3048R Hexscreen Electric Thruster Thrust (Lbf) vs Power In (HP)





INNERSPACE CORPORATION
E. EDNA PLACE, COVINA, CA 91724 1138
TEL: (626) 331-0921 FAX: (626) 966-6391
www.innerspacethrusters.com

1004B-3048R Hexscreen Electric Thruster Thrust (Kgf) vs Power In (Watts)

